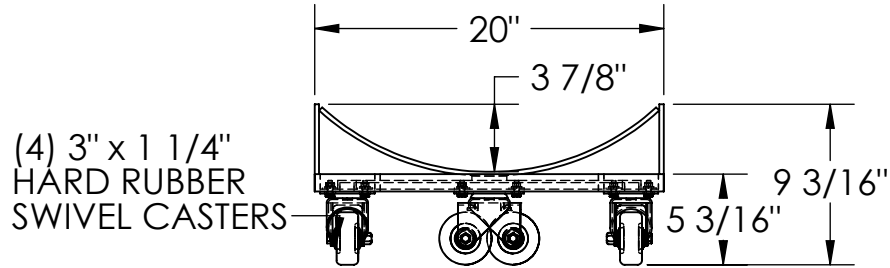
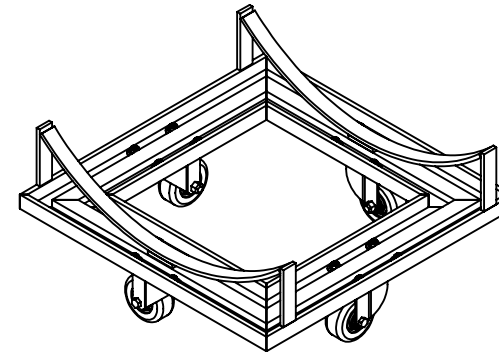
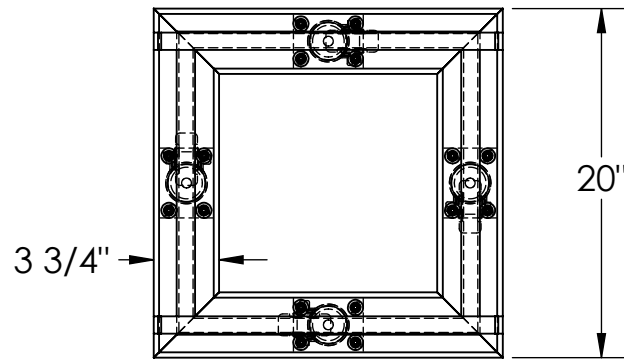


# HEAVY-DUTY CRADLE CART - DCC-17

APPROX WEIGHT: 23.64 lbs.  
 DOES NOT INCLUDE WEIGHT OF POWER OR PACKAGING!!!

\*\*\* ANY ADDITIONS, DELETIONS, OR OMISSIONS MUST BE CORRECTED ON THIS DRAWING AS THIS DRAWING WILL BE CONSIDERED ALL INCLUSIVE \*\*\*

ALL GRAPHICS PROVIDED ARE FOR REFERENCE ONLY. IF CERTAIN DIMENSIONS ARE CRITICAL PLEASE VERIFY THOSE DIMENSIONS WITH YOUR SALESPERSON



## STANDARD FEATURES

- MODEL NUMBER IS DCC-17
- MAX CAPACITY IS 600 LBS.
- OVERALL WIDTH IS 20"
- OVERALL LENGTH IS 20"
- OVERALL HEIGHT IS 9 3/16"
- CRADLE DEPTH IS 3 7/8"
- LIGHTWEIGHT ALUMINUM CRADLE
- (4) SWIVEL 3" X 1 1/4" HARD RUBBER CASTERS
- WHEELS MOUNTED IN DIAMOND PATTERN TO ALLOW THE TRUCK TO TILT WHEN GOING OVER THRESHOLDS AND TURN ABOUT ON ITS OWN CENTER

## SPECIAL FEATURES

NONE

## DIMENSION TOLERANCE ± 1/4"

APPROVAL	I, THE UNDERSIGNED, AGREE THAT THE PRODUCT AS REPRESENTED SATISFIES DESIGN AND DIMENSION REQUIREMENTS. I ALSO ACKNOWLEDGE MY DUTY TO CONFIRM PRODUCT AND INSTALLATION COMPLIANCE WITH ALL APPLICABLE FEDERAL, STATE AND LOCAL REGULATIONS AND STANDARDS.	
	ANY MODIFIED UNITS ARE NON-RETURNABLE	
	[ ] As drawn      [ ] As marked	
Signed: _____		Date: _____
Printed Name: _____		
LEAD TIME WILL START UPON RECEIPT OF SIGNED APPROVAL DRAWING		

FOR INTERNAL USE ONLY PROJECT SIGN OFF	
SALES	
ENG.	
FAB.	
POWER	

DISTRIBUTOR'S NAME:		P.O.#
VESTIL MANUFACTURING		X
DRAWN BY:	DATE:	W.O.#
DEY	10/15/2010	X
REFERENCE:	SCALE:	FILE NAME:
X	1:11	16-007-024
QUOTED LEAD TIME:	QUOTE #	
X	X	