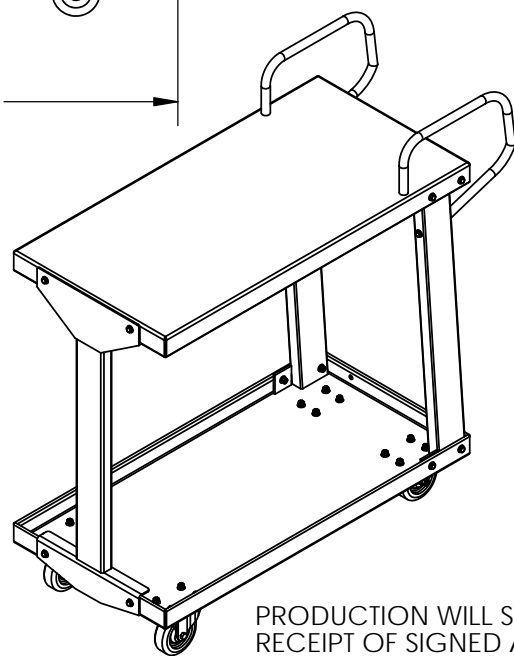
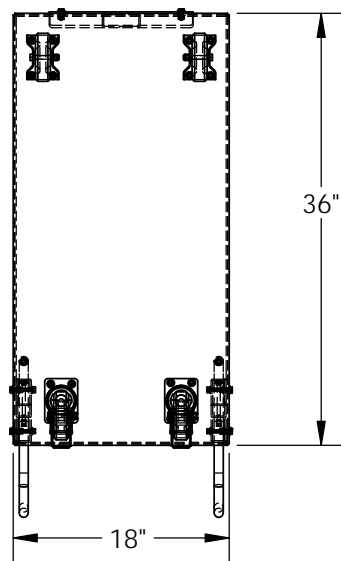
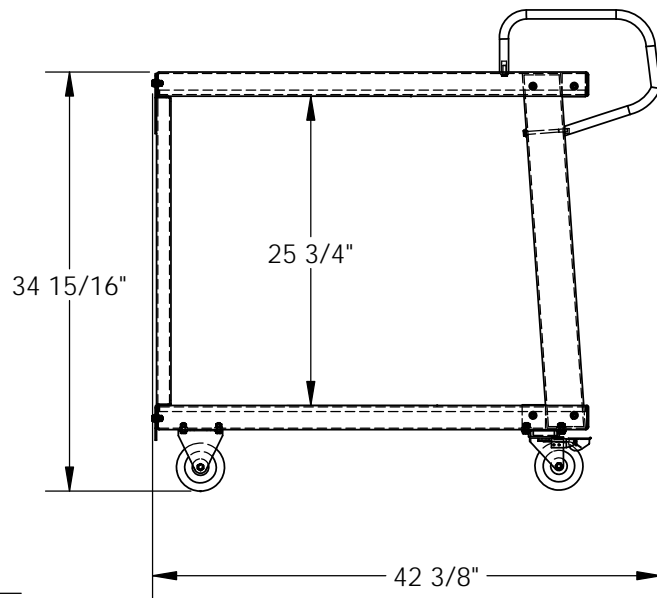
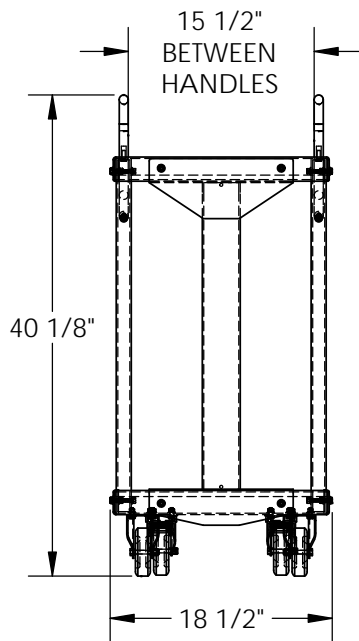


EASY ACCESS STEEL STOCK TRUCKS- EASY-A-1836

APPROX WEIGHT: 105.98 lbs.
 DOES NOT INCLUDE WEIGHT OF POWER OR PACKAGING!!!

ANY ADDITIONS, DELETIONS, OR OMISSIONS MUST BE CORRECTED ON THIS DRAWING AS THIS DRAWING WILL BE CONSIDERED ALL INCLUSIVE



PRODUCTION WILL START UPON
 RECEIPT OF SIGNED APPROVAL
 DRAWING

ALL GRAPHICS PROVIDED ARE FOR REFERENCE ONLY. IF CERTAIN DIMENSIONS
 ARE CRITICAL PLEASE VERIFY THOSE DIMENSIONS WITH YOUR SALESPERSON

DIMENSION TOLERANCE $\pm 1/4"$

STANDARD FEATURES

- MODEL NUMBER IS EASY-A-1836
- CAPACITY IS 1,200 LBS
- OVERALL WIDTH IS 18 1/2"
- DECK WIDTH IS 18"
- OVERALL LENGTH IS 42 3/8"
- DECK LENGTH IS 36"
- OVERALL HEIGHT IS 40 1/8"
- CASTERS: POLY ON POLY, 5" X 1 1/4"
- TWO SWIVEL WITH LOCKS
- TWO RIGID
- THREE LEG DESIGN

SPECIAL FEATURES

NONE

**SPECIAL UNITS ARE NON-RETURNABLE
 *AVAILABLE AT ADDITIONAL COST

A P P R O V A L	I, THE UNDERSIGNED, AGREE THAT THE PRODUCT AS REPRESENTED SATISFIES DESIGN AND DIMENSION REQUIREMENTS. I ALSO ACKNOWLEDGE MY DUTY TO CONFIRM PRODUCT AND INSTALLATION COMPLIANCE WITH ALL APPLICABLE FEDERAL, STATE AND LOCAL REGULATIONS AND STANDARDS.	
	ALL SPECIAL UNITS ARE NON-RETURNABLE <input type="checkbox"/> As drawn <input type="checkbox"/> As marked	
Signed: _____		Date: _____
LEAD TIME WILL START UPON RECEIPT OF SIGNED APPROVAL DRAWING		

DISTRIBUTOR'S NAME:		P.O.#
VESTIL MANUFACTURING		X
DRAWN BY: B.NOETHNAGEL		DATE: 8/26/2013
REFERENCE: X		SALES: X
QUOTED LEAD TIME: X		SCALE: 1:16
QUOTE # X		FILE NAME: 33-007-114